

# 5 STEPS FOR A COMPLETE WEATHER-TITE™ ROOFING SYSTEM



## Weather-Tite™ ROOFING SYSTEM

The **Weather-Tite™ Roofing System** is engineered to maximize protection in rough weather. To assure optimum effectiveness, a roof must start with a sound deck, a correctly installed drip edge, and proper ventilation. Next come the 5 key steps to the Weather-Tite™ System:

### 1 BP EAVE PROTECTORS

Considerable damage to the eaves can be caused by ice that builds up during winter freeze/thaw cycles. **Progard Ultra, Grippard** or **Grippard SX** waterproofing membranes provide necessary protection.

### 2 BP UNDERLAYMENT

High-performance **BP lined asphalt felts** or **BP Deckgard** provides top notch secondary protection from water driven under the shingles by high winds.

### 3 BP STARTER STRIP SHINGLES

Cost-effective **BP starter strip shingles** reduce installation time and waste by eliminating shingle scraps, while they provide excellent protection against wind and water infiltration.

### 4 BP SHINGLES

BP shingles assure maximum protection where it counts most. Our **classic 3-tab shingles** deliver proven performance, long-term durability, and a rich selection of colors. Our premium **architectural shingles** feature Weather-Tite™ technology's two bands of high-tack adhesive plus a wide selection of designer colors.

### 5 BP HIP & RIDGE

**Meridian HR 3-D Hip and Ridge** or cut-off **3-tab shingles** cap your roof with peak protection while adding an attractive finished look.



BUILDING PRODUCTS OF CANADA CORP.

9510 St. Patrick St., LaSalle, Québec, Canada H8R 1R9  
3703 – 101 Avenue N.E., P.O. Box 576, Edmonton, Alberta, Canada T5J 2K8

Web site: [www.bpcan.com](http://www.bpcan.com)

Due to limitations of the printing process, actual shingle colors and granule blends may vary from the photos. It is recommended that you view an actual shingle sample before making a final color selection. We reserve the right to change colors at any time.



PRINTED IN CANADA-4720 / GBL-EAST-US / 01-2012

WITH  
**WEATHER-TITE™**  
TECHNOLOGY  
for Superior Protection

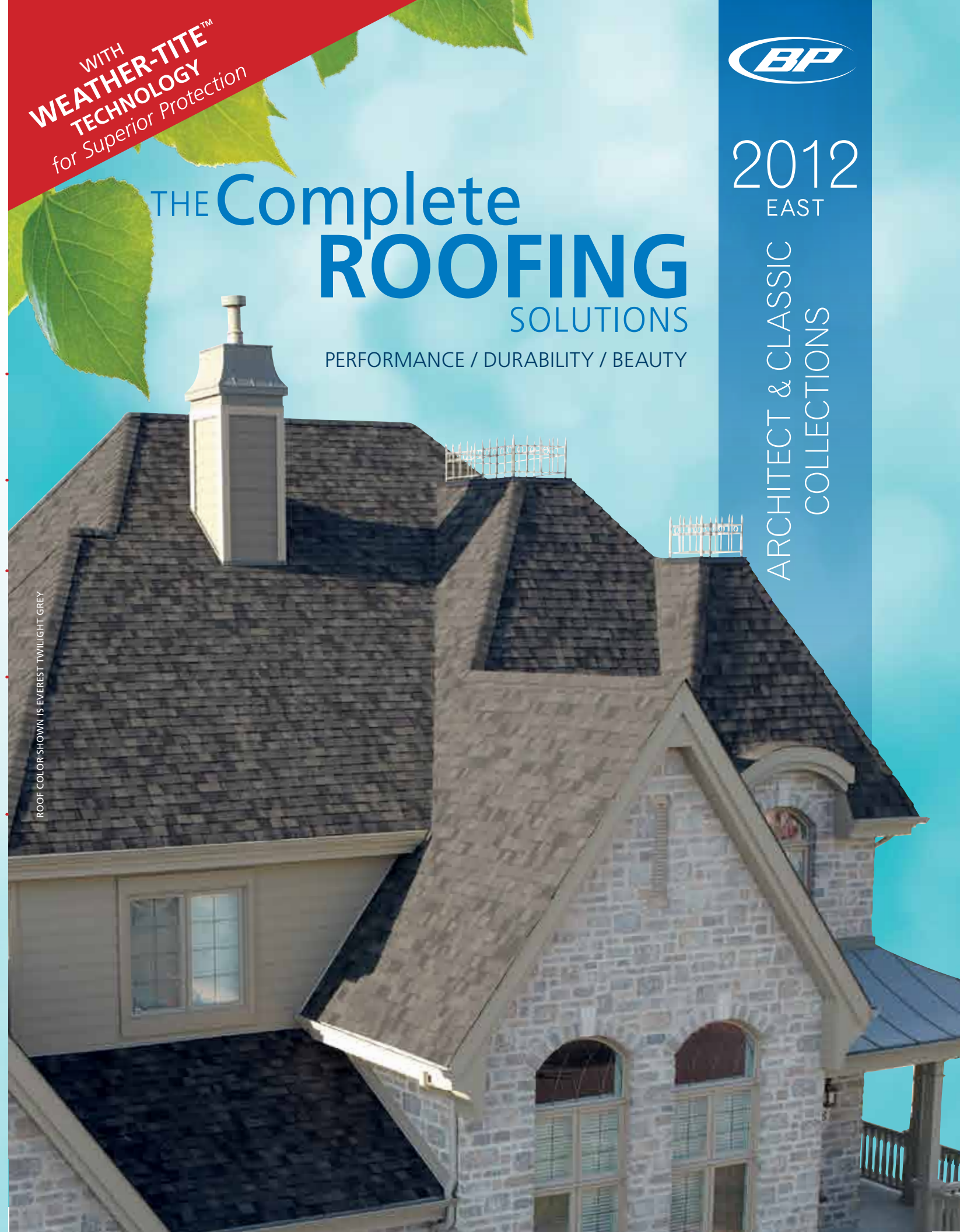
# THE Complete ROOFING SOLUTIONS

PERFORMANCE / DURABILITY / BEAUTY



2012  
EAST

ARCHITECT & CLASSIC  
COLLECTIONS



ROOF COLOR SHOWN IS EVEREST TWILIGHT GREY



# BREAKTHROUGH TECHNOLOGY PROTECTS WITH TWO SEALANT BANDS

Weather-Tite™ technology assures that BP's Manoir, Everest and Mystique Architectural shingles deliver the highest performance in the roughest weather. Featuring two bands of high-tack adhesive, this breakthrough, patented hurricane-resistant technology offers superior protection with the added-value of an enhanced wind warranty. It's the ultimate in leak protection that guarantees your peace of mind.

## SUPERIOR PROTECTION

- Better wind resistance
- Better wind-driven rain resistance
- Better resistance to water infiltration
- Better resistance to surface uplift

## SUPERIOR WIND WARRANTIES

This groundbreaking technology provides such superior protection, we are able to offer even better wind warranties.

## GET DOUBLE PROTECTION FOR YOUR ROOF

### WIND WARRANTIES

	STANDARD		HIGH-WIND	
Manoir	180 km/h	110 mph	220 km/h	135 mph
Everest	180 km/h	110 mph	220 km/h	135 mph
Mystique	180 km/h	110 mph	220 km/h	135 mph



SOLID SEALANT BAND

PATTERNED SEALANT BAND

ON MANOIR SHINGLES, THE 2 SEALANT BANDS ARE ON THE FRONT.



THE 2 SEALANT BANDS ADHERE TO THE PREVIOUS SHINGLE ROW, PROVIDING DOUBLE PROTECTION AGAINST THE ELEMENTS.



## THE ARCHITECT COLLECTION LAMINATE SHINGLES

### HIGH-PERFORMANCE SHINGLES WITH AN UPSCALE LOOK

With its shake-like styling and extraordinary protection, the multi-layer laminate is a stunning architectural shingle. A smart choice for value and return on investment – plus a wide selection of beautiful colors to enhance your home's curb appeal.

Our architectural fiberglass laminates include MANOIR, EVEREST and MYSTIQUE with hurricane-resistant Weather-Tite™ technology and limited lifetime warranties.

*“A smart choice for value and return on investment.”*



## THE CLASSIC COLLECTION 3-TAB SHINGLES

### SQUARE-CUT, 3-TAB SHINGLES FOR A MORE TRADITIONAL LOOK

Easily matched to many different home styles, our classic 3-tab shingles deliver proven performance and long-term durability. With such a rich selection of colors, there's always a classic BP shingle to meet your budget and improve your home's curb appeal for years to come.

Our high-performance 3-tab shingles — MIRAGE GS, YUKON SB and DAKOTA — offer excellent protection with 25- to 30-year warranties.

*“Proven performance and long-term durability.”*



## MERIDIAN HR 3-D Hip & Ridge

### The impressive finishing touch

INNOVATIVE MERIDIAN SHINGLES ADD AN ATTRACTIVE FINISHED LOOK to a roofline while enhancing the character and curb appeal of your home. They provide excellent protection to the peak of your roof by offering the flexibility of 1-, 2- or even 3-ply applications.

Available in Autumn Brown, Sunset Cedar, Weathered Rock, Twilight Grey, Silver Grey, Brown Stone and Shadow Black.



# MANOIR LIMITED LIFETIME WARRANTY

Superior performance, distinctive elegance

MANOIR'S RANDOM TAB DESIGN WITH DEEP SHADOW BANDS creates a uniquely dimensional, sculpted slate look. The exposed portion of this full-sized fiberglass laminate shingle offers more coverage than any standard shingle. Choose from seven warm, rustic colors to complement your home's distinctive character.



AUTUMN BROWN



SUNSET CEDAR




WEATHERED ROCK



TWILIGHT GREY



SILVER GREY



BROWN STONE



SHADOW BLACK

WITH WEATHER-TITE™ TECHNOLOGY for Superior Protection

ROOF COLOR SHOWN IS WEATHERED ROCK

# EVEREST LIMITED LIFETIME WARRANTY

WITH WEATHER-TITE™ TECHNOLOGY for Superior Protection

The summit of protection and beauty

TAKE BEAUTY AND PROTECTION TO THE TOP. This quality double-layer laminate shingle features larger tabs and dramatic shadow bands to create a bold and dynamic style. With its lavish selection of high-contrast, drifted colors, Everest frames your home with stunning elegance that's sure to turn heads with heightened curb appeal.



AUTUMN BROWN



SUNSET CEDAR



WEATHERED ROCK



TWILIGHT GREY



SILVER GREY



SEYCHELLES BLUE



BOREAL GREEN



DRIFT WOOD



MAGENTA RED



BROWN STONE



SHADOW BLACK

ROOF COLOR SHOWN IS TWILIGHT GREY



# MYSTIQUE LIMITED LIFETIME WARRANTY

WITH WEATHER-TITE™ TECHNOLOGY for Superior Protection

Graceful character, powerful protection

DISTINGUISH YOUR HOME'S GRACE AND CHARACTER, protect your investment and improve resale value with this affordable, double-layer laminate shingle. Mystique's uniquely designed oversized tabs and shadow bands create a sharp, bold look that catches the eye with a striking elegance. Choose from a superb palette of vintage colors with tones designed to instantly enhance your home's curb appeal.

ROOF COLOR SHOWN IS ANTIQUE SLATE



2-TONE BROWN



REDWOOD




FOREST GREEN



MIDNIGHT BLUE



TAUPE



RUSTIC CEDAR



SLATE GREY



2-TONE BLACK



ANTIQUE SLATE



CLASSIC BROWN



BARKWOOD




PEARL GREY


# MIRAGE GS 30-YEAR WARRANTY

Easy on the eyes,  
tough on the weather

THIS SURPRISINGLY AFFORDABLE, UNIQUELY DIMENSIONAL 3-TAB SHINGLE creates a striking, high-contrast look of multi-layered laminates and shakes. The selection of five superb colors all feature shadow bands to offer an unmistakable upscale style to complement just about any home style.



ROOF COLOR SHOWN IS SAHARA



SAHARA

SAPPHIRE

SANDALWOOD

SAGEBRUSH


DUNE



# 30-YEAR WARRANTY YUKON SB

Handsome style with  
a durable character

THE GREAT OUTDOORS IS NO MATCH FOR THE RUGGED YUKON SB HEAVYWEIGHT FIBERGLASS, 3-TAB SHINGLE. It is strong and durable for extraordinary protection in the toughest weather conditions. The innovative shadow band creates an eye-catching chiseled style that complements your choice from any one of the wide selection of colors.



ROOF COLOR SHOWN IS WEATHERED ROCK



AUTUMN BROWN

SUNSET CEDAR

WEATHERED ROCK

TWILIGHT GREY

SILVER GREY

BROWN STONE

SEYCHELLES BLUE

BOREAL GREEN

DRIFT WOOD

MAGENTA RED

SHADOW BLACK

# DAKOTA 25-YEAR WARRANTY

Timeless beauty,  
long-term performance

THIS DISTINCTIVE 3-TAB DAKOTA FULLY PROTECTS YOUR HOME while enhancing its natural beauty. This classic shingle's high performance rating assures years of reliability and peace of mind. Dakota offers a vast selection of elegant colors that feature a subtle drift of tone to create a dynamic look that matches many home styles. You can also be assured that Dakota will enhance your home's curb appeal for many years to come.

ROOF COLOR SHOWN IS 2-TONE BROWN



## COLOR SELECTION

CHOOSE THE PERFECT COLOR FOR YOU AND YOUR HOME

Choosing shingles is about getting maximum protection at an affordable price. But shingles are also a perfect example of form and function. They add beauty. And replacing your roof not only increases resale value, it's the ideal time to enhance curb appeal. Shingle color should complement your home's style and even reflect your own personality. Are you more conservative or do you like to stand out? We've got the right color for either style.

A roof can constitute more than half of a home's exterior facade – it's often the first feature people notice. But how do you choose the right shingle color? It's truly a fun exercise and a great place to start is right here:

**Choosing the right color.** A new shingle color could give your home a totally different look – more dramatic, more elegant, more welcoming. Some of our shingles have a solid tone while others feature colors that are slightly varied or drifted. They all make a difference in your home's overall look.

**Blend in or stand out.** Coordinating shingle color with your home's exterior elements – paint, brick, wood or aluminum siding, stone – is a good place to start. Conservative tastes may prefer a softer, more subtle contrast, while a more dramatic contrast may satisfy your outgoing nature. You should also consider your neighborhood. Do the homes around yours have distinctive roofs or are they all the same? Will your color choice blend in or stand out? Whichever style you choose, there's a BP shingle in your color.

**Consider added depth.** If your home has a one-color exterior, consider BP shingles with shadow bands. These strategically added dark contrasts will make a roof look thicker and more textured. On the other hand, homes with more detailed exteriors can benefit from softer, solid colors with less depth.

**See exactly how your home will look.** You can see how different BP shingle colors will look on your home by using our online Visualizer. It's the easiest way to select the perfect color for you and your home. Visit [bpcan.com](http://bpcan.com) and see for yourself.

## GET ALL THE ANSWERS ONLINE

[bpcan.com](http://bpcan.com) is always there to help you

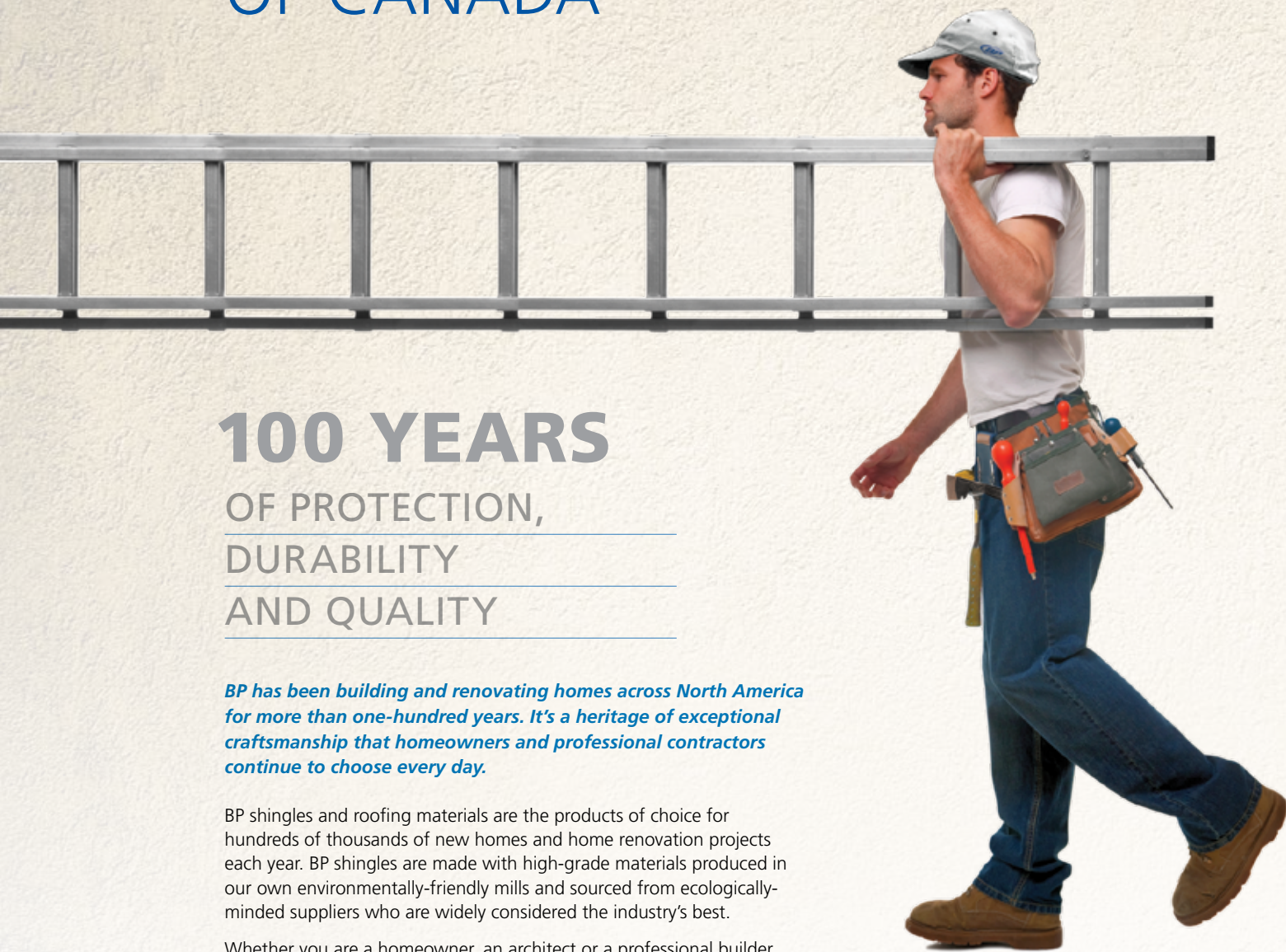
- **In-depth** roofing product details
- **Visualizer** helps you choose the right shingle by demonstrating how your home could look with various styles and colors
- **ImageMapper** tool lets you apply BP products to your own home and instantly see the results
  - Unique image uploading
  - Mapped angle adjustment
  - Cropping and enlargement
  - Image mapping/outlining
  - Product application to mapped surface
  - Save for later reference
- **Easy-to-follow** installation tutorials
- **Help to find** qualified roofing contractors or your nearest roofing materials supplier



[www.bpcan.com](http://www.bpcan.com)



# BUILDING PRODUCTS OF CANADA



**100 YEARS**  
OF PROTECTION,  
DURABILITY  
AND QUALITY

*BP has been building and renovating homes across North America for more than one-hundred years. It's a heritage of exceptional craftsmanship that homeowners and professional contractors continue to choose every day.*

BP shingles and roofing materials are the products of choice for hundreds of thousands of new homes and home renovation projects each year. BP shingles are made with high-grade materials produced in our own environmentally-friendly mills and sourced from ecologically-minded suppliers who are widely considered the industry's best.

Whether you are a homeowner, an architect or a professional builder, BP is more than a simple promise of long-term quality and reliable protection – it's guaranteed peace of mind.



roofing ceiling acoustical insulation

## SPECIFICATIONS

Dimensions (approx.)	Exposure	Shingles/bundle	Coverage/bundle	Roof slope (min.)	Spec. Compliance	Warranty Period (yrs)	Wind Protection*
----------------------	----------	-----------------	-----------------	-------------------	------------------	-----------------------	------------------

### THE ARCHITECT COLLECTION



MANOIR							
1029 mm x 343 mm (40 1/2" x 13 1/2")	146 mm (5 3/4")	20	3 m <sup>2</sup> (32.3 sq. ft.) Use Meridian HR 3-D or Yukon SB for Hip & Ridge	1:3 (4" in 12") Using Low Slope application: 1:4 (3" in 12")	CSA A123.5, ASTM D3462, ASTM D3018, ASTM D3161 Fire Resistance Class A, D and F Pass TAS 100 as referenced in Miami-Dade County Meets Class H as tested per UL2390	Lifetime	STANDARD Application <sup>1</sup> <b>180 km/h (110 mph)</b> HIGH WIND Application <sup>2</sup> 220 km/h (135 mph)
EVEREST							
1016 mm x 356 mm (40" x 14")	152 mm (6")	20	3.1 m <sup>2</sup> (33.3 sq. ft.) Use Meridian HR 3-D or Yukon SB for Hip & Ridge	1:3 (4" in 12") Using Low Slope application: 1:4 (3" in 12")	CSA A123.5, ASTM D3462, ASTM D3018, ASTM D3161 Fire Resistance Class A, D and F Pass TAS 100 as referenced in Miami-Dade County Meets Class H as tested per UL2390	Lifetime	STANDARD Application <sup>1</sup> <b>180 km/h (110 mph)</b> HIGH WIND Application <sup>2</sup> 220 km/h (135 mph)
MYSTIQUE							
1016 mm x 356 mm (40" x 14")	152 mm (6")	20	3.1 m <sup>2</sup> (33.3 sq. ft.) Use Dakota for Hip & Ridge	1:3 (4" in 12") Using Low Slope application: 1:4 (3" in 12")	CSA A123.5, ASTM D3462, ASTM D3018, ASTM D3161 Fire Resistance Class A, D and F Pass TAS 100 as referenced in Miami-Dade County Meets Class H as tested per UL2390	Lifetime	STANDARD Application <sup>1</sup> <b>180 km/h (110 mph)</b> HIGH WIND Application <sup>2</sup> 220 km/h (135 mph)

### THE CLASSIC COLLECTION

MIRAGE GS							
1000 mm x 336 mm (39 3/8" x 13 1/4")	143 mm (5 5/8")	21	3 m <sup>2</sup> (32.3 sq. ft.)	1:3 (4" in 12") Using Low Slope application: 1:6 (2" in 12")	CSA A123.5 ASTM D3462 ASTM D3018 ASTM D3161 Fire Resistance Class A	30 years	STANDARD Application <sup>1</sup> <b>115 km/h (70 mph)</b> HIGH WIND Application <sup>2</sup> 130 km/h (80 mph)
YUKON SB							
1000 mm x 336 mm (39 3/8" x 13 1/4")	143 mm (5 5/8")	21	3 m <sup>2</sup> (32.3 sq. ft.) or 9 linear m (29.6 linear ft.) if used as Hip & Ridge	1:3 (4" in 12") Using Low Slope application: 1:6 (2" in 12")	CSA A123.5 ASTM D3462 ASTM D3018 ASTM D3161 Fire Resistance Class A	30 years	STANDARD Application <sup>1</sup> <b>115 km/h (70 mph)</b> HIGH WIND Application <sup>2</sup> 130 km/h (80 mph)
DAKOTA							
1000 mm x 336 mm (39 3/8" x 13 1/4")	143 mm (5 5/8")	21	3 m <sup>2</sup> (32.3 sq. ft.) or 9 linear m (29.6 linear ft.) if used as Hip & Ridge	1:3 (4" in 12") Using Low Slope application: 1:6 (2" in 12")	CSA A123.5 ASTM D3462 ASTM D3018 ASTM D3161 Fire Resistance Class A	25 years	STANDARD Application <sup>1</sup> <b>115 km/h (70 mph)</b> HIGH WIND Application <sup>2</sup> 130 km/h (80 mph)

- Standard Wind Warranty applies when shingles are installed using standard application.
  - High Wind Warranty applies when shingles are installed using high wind application.
- \* Please refer to applications instructions for more information.

### WARRANTY COVERAGE

See warranty for complete details.

**ALGAE COVERAGE:** BP stands behind all our shingles and that's why we now include a warranty coverage against Blue-Green **Algae** for 10-years on MANOIR, EVEREST and MYSTIQUE shingles, and 5-years on MIRAGE GS and YUKON SB shingles.



**WIND WARRANTY:** BP now gives you the best wind protection in the industry with standard coverages up to 180 km/h (110 mph) and high wind ratings up to 220 km/h (135 mph).